

I Want to Be a Real Cowboy Girl

Anonymous

Traditional

5

G C D7 G

9

G7 E7 A D7

I

13

C D7 G C

love all the roar and the rat-tle, The roar and the bel-low of

17

G C G

cat-tle, And I love to see the cow-boys At the

21

A D7 C D7


ro-de-o. The quirt, I can hear it a-

25

G C G


sing-in', And I can see the lar-i-ats a-swing-in', And my

33 C G A




heart is al - ways hap - py. At the ro - de -

39 D7 G



o. I want to be a real cow - boy girl, And

45 G C D7



wear all the buck - les and straps, And know how it feels to have

51 G E7 A D7




spurs on my heels, And then strut a - bout in my chaps. I want to

57 G G G7




tote a six - shoot - er, too, Wear a belt that is four in - ches

63 C C A7 G E7



wide, And ride like the deuce on a buck - skinned cay - use, With the

69 A D7 G G



cow - boy I love by my side. O da lay - ee - ee - oh, ah lay oh

75 C Am D7 G



lay - ee dee - oh, lee - oh lay - ee, ay - ee, ay - dee oh; lee - oh

81 G C Am D7
 lay-ee dee - oh, oh-lee-oh lay-ee dee - oh, lee-oh lay-ee oh, d' - lay-ee oh, d' -

87 G D7 A7 D7
 lay-ee - o, d' - lay-ay - ee. I

93 C D7 G C
 dream of the song, and it ling-ers. In my heart, I can hear all the

99 G C G
 sing - ers, As they sing of love and friend-ship at the


105 A D7 C D7
 ro - de - o. How I'd love to ride in the

111 G C G
 o - pen On a great big cay - use, just a - lop - in'. I'd be

117 C G A
 hap - py with my cow - boy From the ro - de -


123 D7 G
 o. I want to be a real cow - boy girl, And

129 G C D7



wear all the buck - les and straps, And know how it feels to have

135 G E7 A D7




spurs on my heels, And then strut a - bout in my chaps. I want to

141 G G G7



wear a ten - gal - lon hat And a belt that is four in - ches

147 C C A7 G E7




wide, Then bull - dog a steer at the fair ev - 'ry year, And

153 A D7 G G




jump on my pon - y and ride. O da lay - ee - ee - oh, ah lay oh

159 C Am D7 G




lay - ee dee - oh, lee - oh lay - ee, ay - ee, ay - dee oh; lee - oh

165 G C Am D7



lay - ee dee - oh, oh - lee - oh lay - ee dee - oh, lee - oh lay - ee oh, d' - lay - ee oh, d' -

171 G C D G



lay - ee - o, d' - lay - ay - ee.

I Want to Be a Real Cowboy Girl

G C D7 G

41 Violin

G7 E7 A D7

57 Trumpet

C D7 G

57 Trumpet

love all the roar and the rat- tle, The

C G

57 Trumpet

roar and the bel- low of cat- tle, And I

C G

57 Trumpet

love to see the cow- boys At the

A D7

57 Trumpet

ro- de- o. The

C D7 G

57 Trumpet

quirt, I can hear it a- -sing- in', And

I can see the lar-i-ats a--swing-in', And my

heart is al-ways hap-py At the

ro-de-o. I want to

be a real cow-boy girl, And

wear all the buck-les and straps, And

know how it feels to have spurs on my heels, And

then strut a-bout in my chaps. I want to

tote a six-shoot-er, too,

I Want to Be a Real Cowboy Girl - Page 2

Wear a

belt that is four inches wide, And

ride like the deuce on a buck-skinned cay-use, With the

cow-boy I love by my side. O da

lay-ee-ee-oh, ah lay oh lay-ee dee-oh, lee-oh

lay-ee, ay-ee, ay-dee oh. Lee-oh

lay-ee dee-oh, oh-lee-oh lay-ee dee-oh, Lee-oh

lay-ee oh, d'-lay-ee oh, d'-lay-ee-oh, d'-lay-ay-

-ee.

dream of the song, and it ling-ers. In my

heart, I can hear all the sing-ers, As they

sing of love and friend-ship At the

ro- de- o. How

I'd love to ride in the o- pen On a

great big cay- use, just a- -lop- in'. I'd be

hap- py with my cow- boy From the

ro- de- o. I want to

be a real cow-boy girl, And

wear all the buck-les and straps, And

know how it feels to have spurs on my heels, And

then strut a-bout in my chaps. I want to

wear a ten-gal-lon hat And a

belt that is four inch-es wide, Then

bull-dog a steer at the fair ev-'ry year, And

jump on my pon-y and ride.

lay- -ee- -ee- -oh, ah lay oh lay- -ee dee- -oh, lee- -oh

lay- -ee, ay- -ee, ay- -dee oh. Lee- -oh

lay- -ee dee- -oh, oh- -lee- -oh lay- -ee dee- -oh. Lee- -oh

lay--ee oh, d'- -lay--ee oh, d'- lay--ee -oh, d'- -lay- -ay-

-ee.

I Want to Be a Real Cowboy Girl -- Acoustic String Bass

Tab

33 Acoustic String Bass

G C D7 G G7 E7 A D7

C D7 G C G

C G A D7

C D7 G C G

C G A D7

Chords: G G C

Tab: 10 10 10 10 10 10 3 5 5 5 3 8 10 10 10 8

Chords: D7 G E7 A D7

Tab: 5 5 5 5 5 5 7 7 5 7 7 5 5 5 5 5

Chords: G G G7 C

Tab: 5 5 5 5 5 5 5 5 5-5 8-7-5 8 3 3 3

Chords: C A7 G E7 A D7 G

Tab: 3 5 0 0 3 5 2-2 5 4 2 5 0 5 7 4 5 5 5 5

Chords: G C Am D7 G

Tab: 5 5 3 5 3 8 3 5 7 7 8 5 5 5 5 5 5 5

Chords: G C Am D7

Tab: 5 5 3 5 3 8 3 5 7 7 5 5 5 5 5 7 7 7 5

G D7 A7 D7 C D7 G

Tab

C G C G

A D7 C D7 G

C G C G

A D7 G

G C D7 G E7

5 5 3 5 3 8 3 3 0 5 5 5 5 5 2 2 2-2 2

Tab

A D7 G

G G7 C C A7 G E7

A D7 G G C Am

D7 G G C Am

D7 G C D

The image displays a series of musical staves for an acoustic string bass. Each system consists of a guitar-style tablature staff (with strings numbered 1-6) and a standard musical notation staff (with a bass clef and a key signature of one sharp, F#). The tablature includes fret numbers and techniques such as bends (e.g., 8-7-5) and triplets (e.g., 3-3-3). The musical notation shows the corresponding notes and rhythms. Chord names (A, D7, G, C, A7, E7, Am) are placed above the staves to indicate the harmonic structure. The piece concludes with a double bar line.

I Want to Be a Real Cowboy Girl -- Jazz Electric Guitar

27 Jazz Electric Guitar

Chords: G, C, D7, G, G7, E7

Chords: A, D7, C, D7, G

Chords: C, G, C

Chords: G, A, D7

Chords: C, D7, G, C

Chords: G, C, G

Tab: 3 4 5, 3 3 3, 0 1 0, 0 1, 3 3 4 3, 5 4 3 3

Chords: A, D7, G

Tab: 5 5 6, 5 5 6, 3 5 3 5 3 5, 4 5 3 5 3 5, 4 3 4, 3 3 4

Chords: G, C

Tab: 0 0, 0 0, 3 3 3, 3 3 3, 5 5 5, 5 5

Chords: D7, G, E7, A

Tab: 3 5 4, 3 5 3 5, 3 4 3, 5 7, 5 5 6, 5 5 6

Chords: D7, G

Tab: 5 7 5, 5 7 5, 3 3 4, 3 3 4, 3 3 4, 3 3 4

Chords: G, G7, C, C, A7

Tab: 5 4 3 4 5 4, 3 3, 0 1 0, 0 1 0, 0 1 0, 5 5 5

Musical notation for the first system, including a treble clef staff with notes and a guitar tab staff with fret numbers. Chords: G, E7, A, D7, G.

Musical notation for the second system, including a treble clef staff with notes and a guitar tab staff with fret numbers. Chords: G, C, Am, D7.

Musical notation for the third system, including a treble clef staff with notes and a guitar tab staff with fret numbers. Chords: G, G, C, Am.

Musical notation for the fourth system, including a treble clef staff with notes and a guitar tab staff with fret numbers. Chords: D7, G, D7.

Musical notation for the fifth system, including a treble clef staff with notes and a guitar tab staff with fret numbers. Chords: A7, D7, C, D7, G.

Musical notation for the sixth system, including a treble clef staff with notes and a guitar tab staff with fret numbers. Chords: C, G, C.

Musical notation system 1: Treble clef, key signature of one sharp (F#). Chords: D7, G. Tab: 3 5, 5 3 5, 3 3 4, 3 3 4, 4 3 4, 3 3 4.

Musical notation system 2: Chords: G, G7, C, C, A7. Tab: 0 0 3, 3 3 4 3 4, 1 0 0, 0 1 0 1 0 2 0, 3 5 5, 5 6 5 6 5 6.

Musical notation system 3: Chords: G, E7, A, D7, G. Tab: 3 3 5 7, 6 5 7 6 7 5 7, 5 5 6, 5 7 5, 4 3 4, 3 3 4.

Musical notation system 4: Chords: G, C, Am, D7. Tab: 0 0 0 0 0, 5 5 5 5 5, 5 5, 3 5, 3 5 3 5.

Musical notation system 5: Chords: G, G, C, Am. Tab: 0 0 0 0 0, 0 0 0 0 0, 3 5 5, 5 5 5.

Musical notation system 6: Chords: D7, Am, G, C, D. Tab: 5 7 5 7, 7 5 5 7, 5 7 5, 5 7 5, 3 3, 1 3 4 2 4.

I Want to Be a Real Cowboy Girl -- Muted Electric Guitar

29 Muted Electric Guit

Chords: G, C, D7, G, G7, E7, A, D7

Tab: 3 5 5 5 | 3 5 5 | 5 4 4 | 3 5 5 | 3 3 5 3 | 7 9 9 | 5 7 7 7 | 5 4 4

Detailed description: This system contains the first eight measures of the piece. The music is in 4/4 time with a key signature of one sharp (F#). The guitar part is written on a six-line staff. The first measure is a G chord with notes G4, B4, D5. The second measure is a C chord with notes C4, E4, G4. The third measure is a D7 chord with notes D4, F#4, A4, C5. The fourth measure is a G chord with notes G4, B4, D5. The fifth measure is a G7 chord with notes G4, B4, D5, F#5. The sixth measure is an E7 chord with notes E4, G4, B4, D5. The seventh measure is an A chord with notes A4, C5, E5. The eighth measure is a D7 chord with notes D4, F#4, A4, C5. The tablature below the staff shows the fret numbers for each note.

Chords: C, D7, G, C, G

Tab: 8 10 10 | 5 4 4 | 3 5 5 | 3 5 5 | 3 5 5 | 3 5 5 | 3 5 5 | 3 5 5

Detailed description: This system contains measures 9 through 16. The chords are C, D7, G, C, G. The tablature shows a double octave C chord (8-10-10) in the first measure, followed by D7 (5-4-4), G (3-5-5), C (3-5-5), and G (3-5-5) chords in the subsequent measures.

Chords: C, G, A, D7

Tab: 3 5 5 | 3 5 5 | 3 5 5 | 3 5 5 | 5 7 7 | 5 7 7 | 5 4 4 | 5 4 4

Detailed description: This system contains measures 17 through 24. The chords are C, G, A, D7. The tablature shows C (3-5-5), G (3-5-5), A (3-5-5), and D7 (3-5-5) chords in the first four measures, followed by A (5-7-7), D7 (5-7-7), and C (5-4-4) chords in the last three measures.

Chords: C, D7, G, C, G

Tab: 8 8 | 5 4 4 | 3 5 5 | 3 5 5 | 3 2 2 | 0 2 2 | 3 5 5 | 3 5 5

Detailed description: This system contains measures 25 through 32. The chords are C, D7, G, C, G. The tablature shows C (8-8), D7 (5-4-4), G (3-5-5), C (3-5-5), and G (3-2-2) chords in the first five measures, followed by C (0-2-2), G (3-5-5), and G (3-5-5) chords in the last three measures.

Chords: C, G, A, D7

Tab: 3 5 5 | 3 5 5 | 3 2 2 | 0 2 2 | 5 7 7 | 5 7 7 | 5 4 4 | 5 4 4

Detailed description: This system contains measures 33 through 40. The chords are C, G, A, D7. The tablature shows C (3-5-5), G (3-5-5), G (3-2-2), C (0-2-2), A (5-7-7), D7 (5-7-7), and C (5-4-4) chords in the first seven measures, followed by a final C chord (5-4-4) in the eighth measure.

G D7 A7 D7 C D7 G

Tab

3 5 5 5 5 7 7 5 7 5 5 7 7 8 10 10 5 7 7 3 5 5 3 5 5

C G C G

3 2 2 2 0 2 2 3 2 2 2 0 2 0 2 3 5 5 3 5 5 3 5 5 3 5 5 3 5 5

A D7 C D7 G

0 4 4 4 2 4 0 4 5 7 7 5 7 7 8 10 10 5 4 4 3 2 2 2 0 2 0 2

C G C G

3 5 5 3 5 5 3 5 5 3 5 5 3 2 2 2 0 2 2 3 5 5 3 5 5 3 5 5

A D7 G

0 4 4 4 2 4 0 4 5 4 4 5 4 4 3 5 5 3 5 5 3 5 5 3 5 5 3 5 5

G C D7 G E7

3 5 5 3 5 5 3 5 5 3 5 5 5 7 7 5 7 7 3 5 5 7 9 9

Chord Progression: A, D7, G, G, G7, C, C, A7, G, E7, A, D7, G, G, C, Am, D7, G, G, C, Am, D7, G, C, D

Measure 1: Treble clef, key signature of one sharp (F#). Chord: A. Fret numbers: 0-4-4-4.

Measure 2: Chord: D7. Fret numbers: 2-4-0-4.

Measure 3: Chord: G. Fret numbers: 5-7-7-5.

Measure 4: Chord: G. Fret numbers: 5-7-7-5.

Measure 5: Chord: G. Fret numbers: 3-2-2-2.

Measure 6: Chord: G. Fret numbers: 0-2-0-2.

Measure 7: Chord: G7. Fret numbers: 3-2-2-2.

Measure 8: Chord: C. Fret numbers: 0-2-0-2.

Measure 9: Chord: C. Fret numbers: 3-2-2-2.

Measure 10: Chord: A7. Fret numbers: 0-2-0-2.

Measure 11: Chord: G. Fret numbers: 3-2-2-2.

Measure 12: Chord: E7. Fret numbers: 0-2-0-2.

Measure 13: Chord: A. Fret numbers: 5-7-7-5.

Measure 14: Chord: D7. Fret numbers: 5-7-7-5.

Measure 15: Chord: G. Fret numbers: 3-2-0-2.

Measure 16: Chord: G. Fret numbers: 3-2-0-2.

Measure 17: Chord: C. Fret numbers: 3-5-5-3.

Measure 18: Chord: Am. Fret numbers: 5-7-7-5.

Measure 19: Chord: D7. Fret numbers: 5-7-7-5.

Measure 20: Chord: G. Fret numbers: 3-2-0-2.

Measure 21: Chord: G. Fret numbers: 3-2-0-2.

Measure 22: Chord: C. Fret numbers: 3-5-5-3.

Measure 23: Chord: Am. Fret numbers: 5-7-7-5.

Measure 24: Chord: D7. Fret numbers: 5-7-7-5.

Measure 25: Chord: G. Fret numbers: 3-2-0-2.

Measure 26: Chord: C. Fret numbers: 3-5-5-3.

Measure 27: Chord: D. Fret numbers: 5-7-7-5.

Measure 28: Chord: D. Fret numbers: 5-7-7-5.