

Jim GARLAND I Don't Want Your Millions, Mister

G7 C G7 C C7 F G7

I don't want your mil-lions, mister; I don't want your dia-mond

C C7 F G7 C

7 ring. All I want is the right to live, mis-ter; Give me

Dm G7 C G7 C G7

13 back my job a -gain. I don't want your Rolls-Royce,

C C7 F G7 C C7

19 mis-ter; I don't want your pleas - ure yacht. All I

F

G7

C

Dm

G7

25

want_____ is food for my ba-bies;_____ Give to me_____ my old job_____

C

G7

C

G7

C

C7

31

back._____ We worked to build_____ this coun-try, mis-ter;_____ While you en -

F

G7

C

C7

F

G7

37

joyed_____ a life of ease._____ You have sto - len_____ all that we built,

C

Dm

G7

C

G7

43

mis-ter;_____ Now our child_____ -ren starve and freeze._____ Think me

49

C G7 C C7 F G7

dumb if you wish, mis-ter; Call me green or blue or

55

C C7 F G7 C

red: This one thing I sure know, mis-ter: My hun -

61

Dm G7 C G7 C G7

gry ba - bies must be fed. Tale po - li - ti - cal par - ties,

67

C C7 F G7 C C7

mis-ter; In them no dif - frence can we see. But with a

F

G7

C

Dm

G7

73

Farm ——— -er-Lab-or Com-mune, ——— We could set ——— the peo-ple —

C

G7

C

G7

C

C7

79

free. ——— Then we'll take ——— your mil-lions, mis-ter; ——— And we'll

F

G7

C

C7

F

G7

85

take ——— your dia-mond ring. ——— We have the right ——— to live free,

C

Dm

G7

C

91

mis-ter; ——— So we'll take ——— the whole damn ——— thing. ———

I Don't Want Your Millions, Mister - Acoustic Guitar

Jim Garland

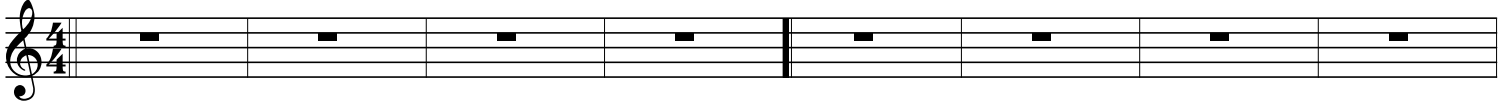
The image displays a guitar chord chart for the song "I Don't Want Your Millions, Mister" by Jim Garland. The chart is organized into nine horizontal staves, each representing a line of music. Each staff begins with a treble clef and a 4/4 time signature. The chords are indicated by letters above the notes: Dm, G7, F, G7, C, G7, C, C7, F, G7, C, Dm, G7, C, G7, C, G7, C, C7, F, G7, C, Dm, G7, C, G7, C, G7, C, C7, F, G7, C, Dm, G7, C, G7, C, G7, C, C7. The notes are represented by stems and dots on the staff lines, showing the fret positions for each chord. The key signature is one flat (Bb), and the overall style is a simple, rhythmic accompaniment.

F G7 C C7 F G7 C
 Dm G7 C G7 C G7 C C7
 F G7 C C7 F G7 C
 Dm G7 C C

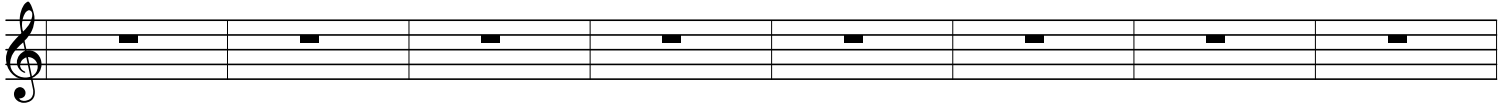
I Don't Want Your Millions, Mister - Slow Strings

Jim Garland

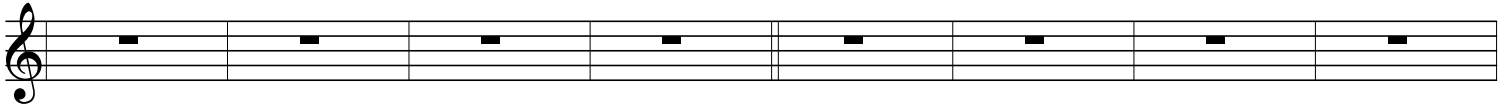
Dm G7 F G7 C G7 C C7



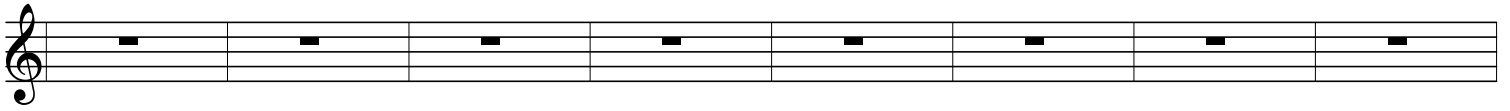
F G7 C C7 F G7 C



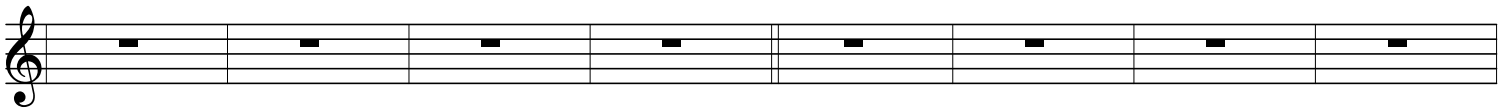
Dm G7 C G7 C G7 C C7



F G7 C C7 F G7 C



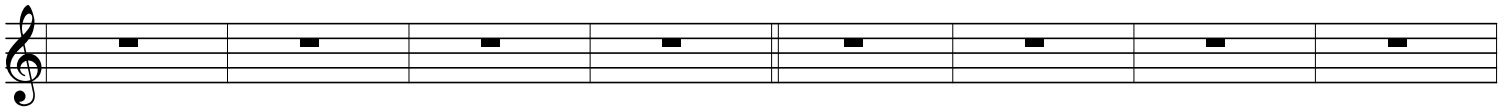
Dm G7 C G7 C G7 C C7



F G7 C C7 F G7 C




Dm G7 C G7 C G7 C C7




F G7 C C7 F G7 C




Dm G7 C G7 C G7 C C7




F G7 C C7 F G7 C




Dm G7 C G7 C G7 C C7



F G7 C C7 F G7 C



Dm G7 C C



I Don't Want Your Millions, Mister - Acoustic String Bass

Jim Garland

Musical staff 1: Bass clef, 4/4 time signature. Chords: Dm, G7, F, G7, C, G7, C, C7.

Musical staff 2: Bass clef, 4/4 time signature. Chords: F, G7, C, C7, F, G7, C.

Musical staff 3: Bass clef, 4/4 time signature. Chords: Dm, G7, C, G7, C, G7, C, C7.

Musical staff 4: Bass clef, 4/4 time signature. Chords: F, G7, C, C7, F, G7, C.

Musical staff 5: Bass clef, 4/4 time signature. Chords: Dm, G7, C, G7, C, G7, C, C7.

Musical staff 6: Bass clef, 4/4 time signature. Chords: F, G7, C, C7, F, G7, C.

Musical staff 7: Bass clef, 4/4 time signature. Chords: Dm, G7, C, G7, C, G7, C, C7.

Musical staff 8: Bass clef, 4/4 time signature. Chords: F, G7, C, C7, F, G7, C.

Musical staff 9: Bass clef, 4/4 time signature. Chords: Dm, G7, C, G7, C, G7, C, C7.

Musical staff 1: Bass clef, F, G7 C, C7 F, G7 C.

Musical staff 2: Bass clef, Dm, G7 C, G7 C, G7 C, C7.

Musical staff 3: Bass clef, F, G7 C, C7 F, G7 C.

Musical staff 4: Bass clef, Dm, G7 C, C.